



THERMOLAMINATED
DOORS, PANELS
AND PRODUCTS

DESIGNERFORM

AUSTRALIA **bonlex**

OVERHEAD DOORS,
DRAWERS AND PANELS
SEASPRAY 4095 10MM
Bonlex Classic White Satin

DESIGNERFORM

Designerform's THERMOLAMINATED doors and panels offer is inspired by the latest global trends to provide you with the designs, colours and finishes to enhance your individual character and style of your kitchen, the centrepiece of your home.

Our dedicated and highly trained tradespeople proudly produce Designerform THERMOLAMINATED doors and panels using only the best quality materials. All doors and panels are constructed using low emission E0 (E-Zero) Australian made environmentally accredited substrate board. Our stylish doors are profiled, edged and pressed using the highest quality Japanese (Bonlex) PVC foil, Australian made E0 substrate board with a programmed fabrication process utilising the latest German and Italian precision machinery in our state-of-the-art Campbellfield facility.

At Designerform, we provide total flexibility on your choice of THERMOLAMINATED doors and panels. With an extensive product range of colours, profiles and designs available, we can offer you the design solutions and outcomes to your commercial and domestic requirements. We invite you to visit our showroom or our website to view our full range of decors and customized service solutions. Our THERMOLAMINATED doors and panels provide you with peace of mind, offering highly resistant and durable surfaces able to withstand the rigors of the day to day impact that a busy family kitchen, pantry, laundry, wardrobe, entertainment, storage and study area demands.

Designerform designs and manufactures standard and customised profile THERMOLAMINATED doors and panels for internal joinery, motorhomes, commercial applications and specifications including kitchens, butler's pantry, laundry, wardrobes, study, storage and wall panel solutions.

If you have your own unique door style in mind, our in-house Designerform programmers would be happy to create one for you. All THERMOLAMINATED doors are available in routed, single sided, double sided and raw MDF finishes. Doors are produced with standard white backs, however, can be colour matched on both sides upon request. All Designerform THERMOLAMINATED manufactured doors and panels are backed by our 7-year limited manufacturer warranty.

Designerform is an established market leader due to our commitment to quality, service and on time delivery as an Australian made and family owned custom-made solutions provider of THERMOLAMINATED doors and panels.



DOORS
ANGLESEA 4199 6MM
Bonlex White Satin

STYLE **FOUR** // ALL PROFILES NOT AVAILABLE IN GLOSS



VENUS
4030 55MM RAIL



APOLLO
4060 30MM RAIL



TORQUAY
4080



SEASPRAY
4095 5MM



KALGOORLIE
1984



ANGLESEA
4099 AVAILABLE IN 3/6/9MM



SORRENTO
4150



METUNG
4170 3MM / 6MM / 9MM



SEASPRAY
4095 10MM



LONSDALE
4177



PORTSEA
4187



PAYNESVILLE
4196



SEASPRAY
4095 20MM



DOORS
COTTESLOE 1005
Bonlex Clamshell Satin

RAW DOORS




YEPPOON
2150




BANGALOW
3172



AIREYS
4100



ANGLESEA
4099



JCURVE



JCURVE
18MM | 21MM

ONLY AVAILABLE IN
RAW, READY TO PAINT
OR PAINTED.

FLUTES



[1] [2] [3]



ROSETTE

ALL DOORS IN
THIS BROCHURE
ARE AVAILABLE IN
DOUBLED SIDED
WHITE FOR PAINT.

PAINT

All doors in this brochure are available in double-sided white supplied for paint or painted by Designerform.

The Dulux colour range is now available in 2 PAC at Designerform. Please inquire for more information. Visit the Dulux website to view the complete colour range.

Advantages of ordering Designerform 2 PAC Kitchen Doors and Panels:

- A single contact turnkey solution provider of finished 2 PAC doors and panels.
- Large selection of Designerform profiles available – <https://designerform.com.au/products/kitchen/door-styles/>
- Select from the full range of DULUX colours and finishes – <https://www.dulux.com.au/colours>.
- Efficient single point of contact with competitive supply timelines.

WHAT IS A 2 PAC KITCHEN?

- A 2 PAC Polyurethane door/panel is the most common material used for kitchens, robes, vanities, custom joinery and commercial projects.
- With excellent durability there is no limit on colours and available gloss levels from 10% (matt), 25% (satin), 50% (semi-gloss) and 100% (full gloss).
- Low maintenance and easy-to-clean.

Contact your Designerform representative or our office for further assistance.

DOORS AND DRAWERS

ANGLESEA 4199 6MM
2 PAC Dulux Natural White Satin (doors)
and Dulux Waltzing Satin (drawers)




COLOUR PALETTE



DESIGNER WHITE BREEZE CLASSIC WHITE BREEZE SPADA BREEZE MITILO BREEZE INK BREEZE




WHITE SUPERMATT VONGOLE SUPERMATT CLAMSHELL SUPERMATT PELTRO SUPERMATT BAYLEAF SUPERMATT



WHITE HUSK SOOT HUSK MACEDON OAK



A PROUD AUSTRALIAN MANUFACTURER FOR OVER 30 YEARS, FAMILY-OWNED AND OPERATED




WHITE SATIN DESIGNER WHITE SATIN CLASSIC WHITE SATIN PARCHMENT SATIN ANTIQUE SATIN ALABASTER SATIN




MALIBU SATIN ROYAL OYSTER SATIN LUNA SATIN CLAMSHELL SATIN SPRUCE SATIN PELTRO SATIN



SPADA SATIN MITILO SATIN BATTALION SATIN INK SATIN BLACK SATIN



WHITE GLOSS DESIGNER WHITE GLOSS CLASSIC WHITE GLOSS PARCHMENT GLOSS



ANTIQUE GLOSS ALABASTER GLOSS ROYAL OYSTER GLOSS



CLASSIC WHITE LUXE SALTBUSH LUXE LEMONGRASS LUXE COLOMBO LUXE ARTICHOKE LUXE KARVOUNO LUXE

*Please note colours are indicative only. Although the utmost care is taken to ensure the colours and patterns shown in this brochure are accurate, variations do occur in print. Please check your chosen colour against a physical sample swatch.

*Black backs available for darker colours. Please note this on your order.

AUSTRALIA **bonlex**[®]



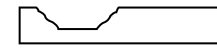
DRAWERS
BONDI 3083
Bonlex Parchment Gloss

DOORS
ALBANY 1983 (CUSTOM SPACING)
Bonlex Clamshell Supermatt


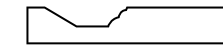
STYLE THREE



**BYRON
3011**



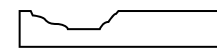
**COOGEE
3012**



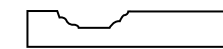
**EDEN FINGERPULL
3013**



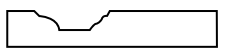
**WATSON
3014**



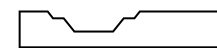
**NEWCASTLE
3015**




**MACQUARIE
3019**



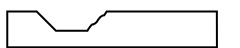
**BONDI
3083**



**MOLLYMOOK
3116**




**MANLY
3117**



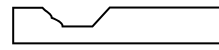
STYLE **THREE**



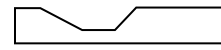
LENNOX
3141



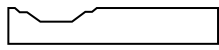
TWEED
3171



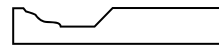
BANGALOW
3172



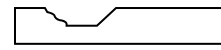
MANNING
3173



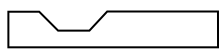
KINGSCLIFF
3174



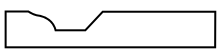
BRUNSWICK
3175



SUFFOLK
3177



CABARITA
3179



OVERHEAD DOORS

ANGLESEA 4099 6MM
Bonlex White Satin

DRAWERS AND ISLAND BENCH

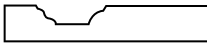
ANGLESEA 4099 6MM
Bonlex Spruce Satin



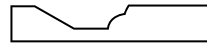
DOORS
ALBANY 1983 (CUSTOM SPACING)
 Bonlex Clamshell Supermatt

STYLE THREE




HASTINGS 3181 

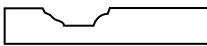


SUSSEX 3182 

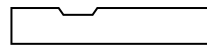


TERRIGAL 3184 

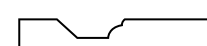


AVOCA 3185 




NELSON 3186 

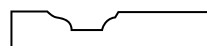


PAMBULA 3187 



AVALON 3188 




YAMBA 3189 




OVERHEAD DOORS
COTTESLOE 1005
 Bonlex Classic White Satin
 The Johnson – Art Series Hotel Brisbane

STYLE TWO



EMERALD 2199 



ISA 2110 




ROMA 2111 

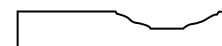


TAMBO 2120 



LONGREACH 2130 




CLONCURRY 2144 

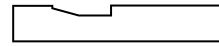
STYLE TWO



YEPPON
2150




MACKAY
2155



DALBY
2188



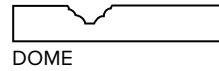
KINGAROY
2190



CHINCHILLA
2330



CLERMONT
2410




DOORS

ANGLESEA 4199 6MM
Bonlex Black Satin and White Satin

CUSTOMISED WALL PANELLING

Bonlex Royal Oyster Gloss

Crown Casino Perth – 21 Levels



STYLE TWO



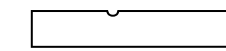
EXMOUTH
1983



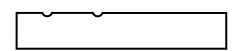
ALBANY
1983



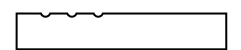
VASSE
1985



KUNUNURRA
1986




AUGUSTA
1990



VISIT OUR SHOWROOM
FOR THE LATEST
COLOURS AND TRENDS

STYLE ONE




ESPERANCE
1001

EDGE 1 // 6MM



ROTTNEST
1002

EDGE 2



DENMARK
1003

EDGE 3



SUBIACO
1004

EDGE 4




COTTESLOE
1005

EDGE 5



GERALDTON
1009

EDGE 9



LEEWIN
1010

EDGE 10 // 3MM

AUSTRALIA **bonlex**TM

DESIGNERFORM EXCLUSIVE DISTRIBUTOR
BONLEX PVC FOIL | MADE IN JAPAN.



WALL PANELLING
Bonlex Clamshell Supermatt

DOORS
EXMOUTH 1983 (CUSTOM SPACING)
Bonlex Mitilo Breeze



DOORS

SEASPRAY 4095 20MM

Bonlex Bayleaf Supermatt



DOORS

EXMOUTH 1983 (CUSTOM SPACING)

Bonlex Macedon Oak

CARCASS / FLATPACKS

- DIY – Cabinetry is made to your exact measurements (no set sizing/modular cabinets)
- Range of finishes available
- Flatpack or Assembled
- Hardware supplied
- Soft-closing hardware is standard
- Range of products available include Melamine (Wilsonart, Polytec), Thermolaminated (Bonlex), Acrylic (StyleLite) and 2 PAC (Dulux)

KITCHEN APPLIANCES AND ACCESSORIES BY BLAUPUNKT

- Ovens
- Steam ovens
- Range hoods
- Handles
- Sinks
- Cooktops
- Dishwashers
- Warming drawers

THANK YOU TO ALL OF OUR INCREDIBLE CLIENTS FOR PROVIDING THESE BEAUTIFUL PHOTOGRAPHS TO FEATURE IN OUR BROCHURE.



A PROUD AUSTRALIAN MANUFACTURER FOR OVER 30 YEARS, FAMILY-OWNED AND OPERATED

DOORS AND DRAWERS

ANGLESEA 4099

Bonlex Bayleaf Supermatt





DOORS AND DRAWERS
ANGLESEA 4199 6MM
Bonlex Grigio Satin

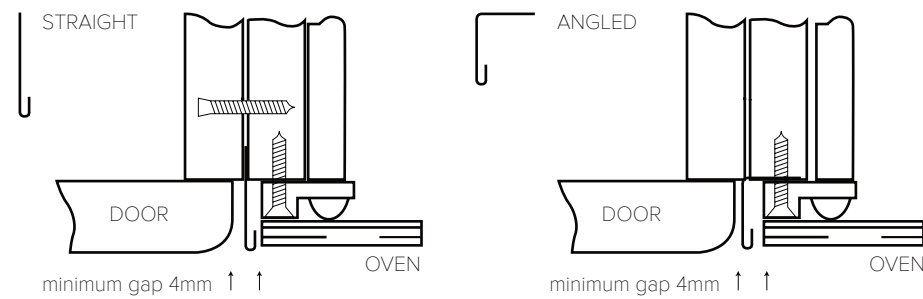
ACCESSORIES

DOOR EDGE PROFILES



RANGEHOODS

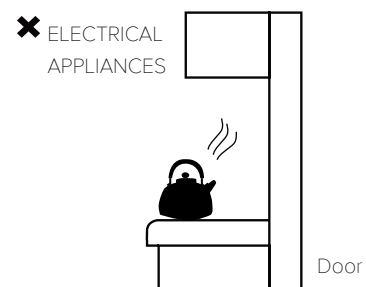
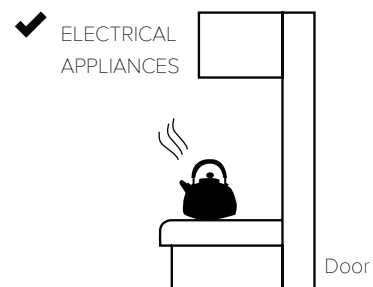
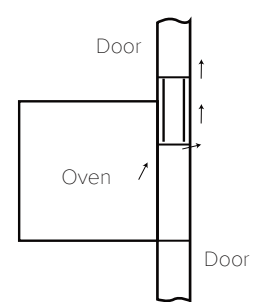
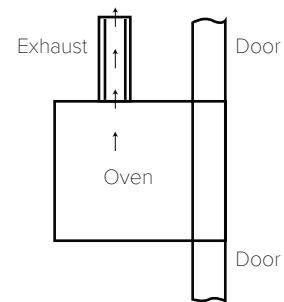
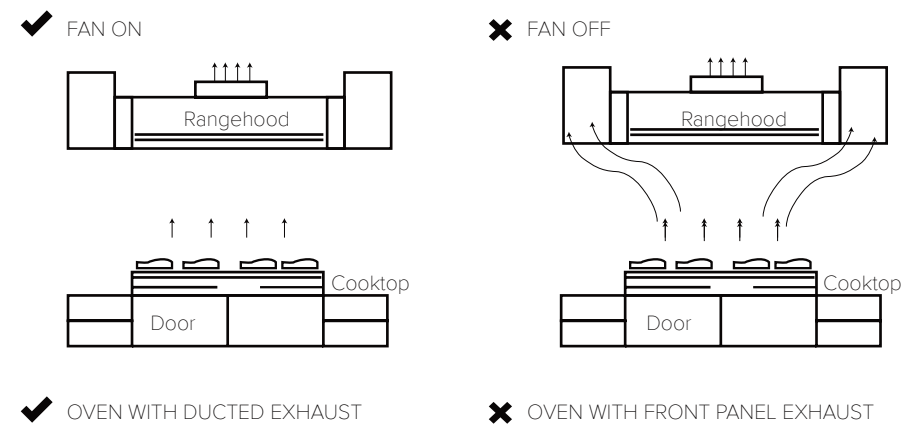
HEAT DEFLECTORS, OVENS AND DISHWASHERS



Exposure to high heat over long periods of time may cause damage to THERMOLAMINATED doors and panels.

When installing appliances we recommend that the appliance manufacturer's installation specifications and the Australian Standards AS/NZS 4386.1 are adhered to. Where possible the appliances should be of a ducted exhaust configuration. Concealed rangehoods with THERMOLAMINATED doors and panels will void warranty.

Stainless steel heat deflectors are available from Designerform and are essential for use where heat is likely to come in contact with THERMOLAMINATED doors and panels for example dishwashers, ovens and microwaves. Warranty will be void if heat deflectors are not used.



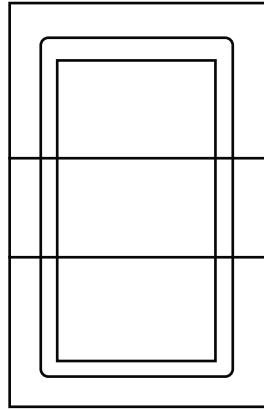
PLEASE NOTE

It is not recommended to use undermount or concealed rangehoods with thermolaminated doors and panels as this will void warranty.

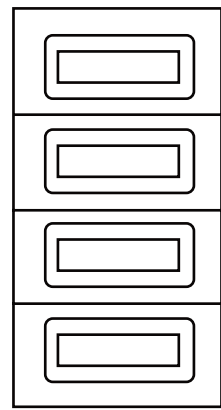
OVERHEAD DOORS

SEASPRAY 4095 10MM
Bonlex Classic White Satin


ACCESSORIES



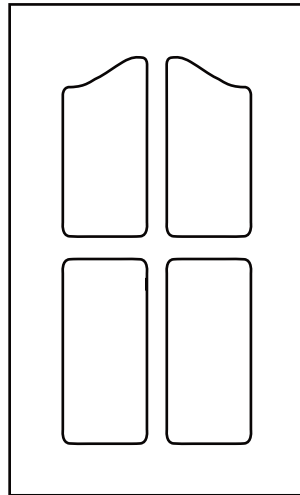
DRAW BANK



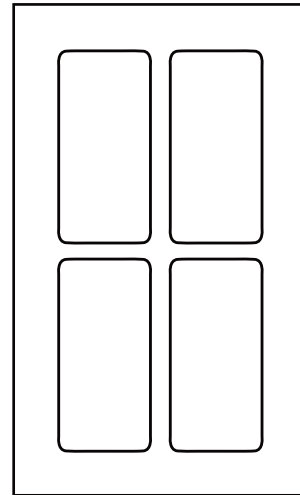
INDIVIDUAL DRAWERS
NOTE: MAY NOT BE SUITABLE FOR ALL PROFILES.




MULTI PANEL
NOTE: OVER 1200M WIDE IS NOT AVAILABLE IN VERTICAL WOOD GRAIN




ARCHED COLONIAL FRAME



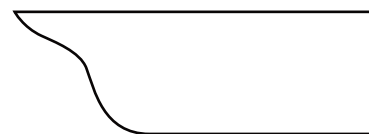
SQUARE COLONIAL FRAME



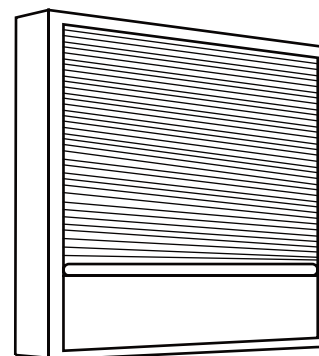
ARCHED FRAME



RAW MFD DOORS ARE AVAILABLE IN ALL DESIGNS.



CAPPING MOULDS
NOTE: AVAILABLE IN 3050mm LENGTHS



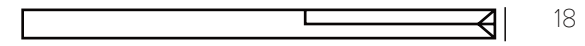
ROLLER SHUTTERS

ACCESSORIES

length

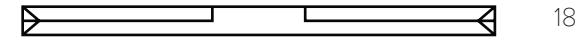
RETURN WRAP PANELS

(A) RP18mm 1 side



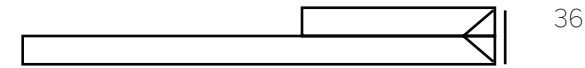
18

(B) RP18mm 2 sides



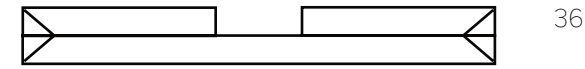
18

(C) RP36mm 1 sides



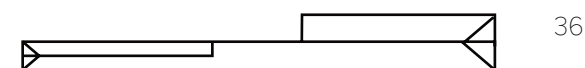
36

(D) RP36mm 2 sides

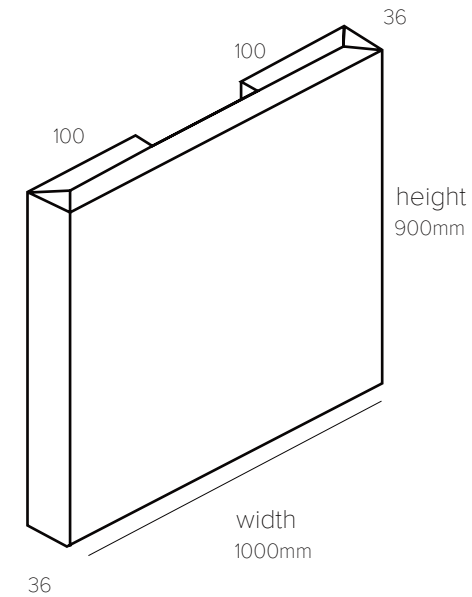


36

(E) RP36mm + RP18mm



36



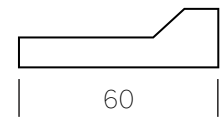
* Exceptions include Square Outer Edge only. (Door profile)

PANEL IS CHARGED AS 1272X900 + 2X SURCHARGES.


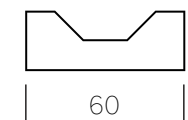
RETURN WRAP SURCHARGE

RECESSED RAILS

L-Shaped Rail
60 x 18
Or
60 x 25

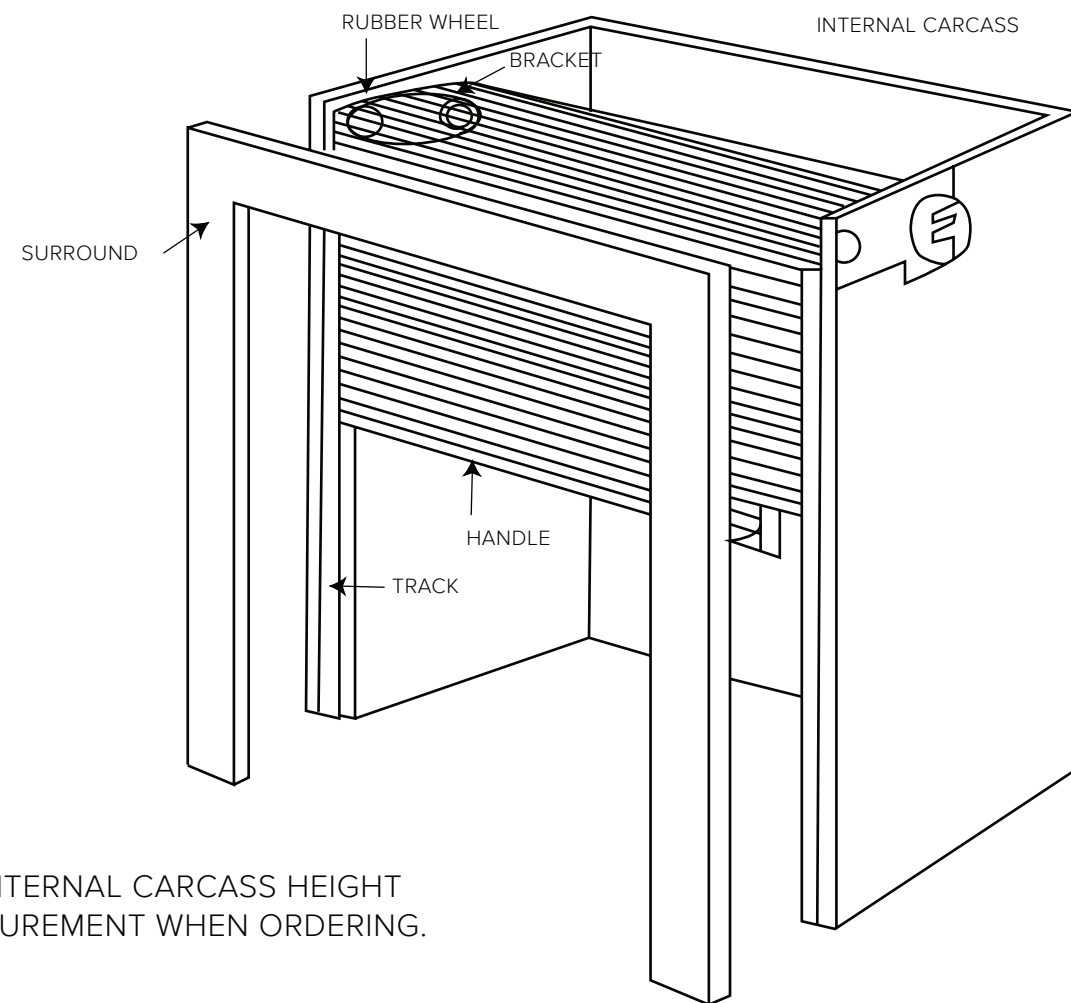


U-Shaped Rail
60 x 18
Or
60 x 25



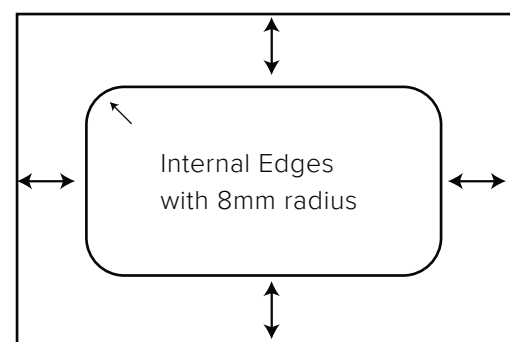
ACCESSORIES

ROLLER SHUTTERS

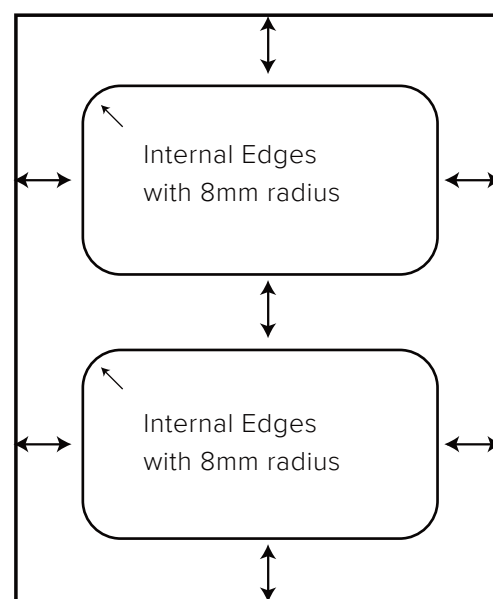


PLEASE SUPPLY INTERNAL CARCASS HEIGHT AND WIDTH MEASUREMENT WHEN ORDERING.

Cut Outs



PLEASE SUPPLY BOARDER SIZES. NOTE BORDERS NOT TO BE SMALLER THAN 20mm



DRAWERS

ALBANY 1983 (CUSTOM SPACING)

Bonlex Clamshell Supermatt

DRAWERS

ALBANY 1983 (CUSTOM SPACING)

Bonlex Mitilo Satin



DESIGNERFORM

19 COOPER STREET, CAMPBELLFIELD
MELBOURNE VIC 3061, AUSTRALIA

PHONE – (03) 9303 7224

EMAIL – ENQUIRIES@DESIGNERFORM.COM.AU

ORDERS – DOORS@DESIGNERFORM.COM.AU

DESIGNERFORM.COM.AU



A PROUD AUSTRALIAN
MANUFACTURER FOR OVER
30 YEARS, FAMILY-OWNED
AND OPERATED

AUSTRALIA **bonlex**[®]