

Doors

19 Cooper Street
 Campbellfield Vic 3061
 ABN:45 147 814 891
 Tel: (03) 9303 7224
 Fax: (03) 9303 7746
 Email: doors@designerform.com.au
 www.designerform.com.au

DESIGNERFORM

Quote Order

Customer:

Address:

Phone: Fax:

Customer Order No: Date:

Type of Door

Vinyl	Raw MDF	D/Sided White	S/Sided White
Colour			Text Satin Gloss
Profile			
Centre Design			
Arch	Square	Dome	Full Dome
Sweeping Arch	Double Arch	Double Dome	Double Sweeping Arch

*Please note: Alterations and cancellations must be made within 24 hours of the order being placed. Changes after this time will incur FULL CHARGE.


#	Qty.	Height	Width	Square Edges				Additional Information (eg. Frame, Colonial Frame, Capping Mould)
				L	R	T	B	
1								
2								
3								
4								
5								
6								
7								
8								
9								
10								
11								
12								
13								
14								
15								
16								
17								
18								
19								
20								
21								
22								
ANY SPECIAL ORDERS / PANELS WITH RETURNS / DOUBLE SIDED PANELS OR LARGE SIZES								
1								
2								
3								
4								



I understand that additional charges may apply if orders are cancelled or modified upon submitting order.

Authorised by:

Proceed with work? Yes No Date required:



Doors

19 Cooper Street
 Campbellfield Vic 3061
 ABN:45 147 814 891
 Tel: (03) 9303 7224
 Fax: (03) 9303 7746
 Email: doors@designerform.com.au
 www.designerform.com.au

DESIGNERFORM

Quote Order

Customer:

Address:

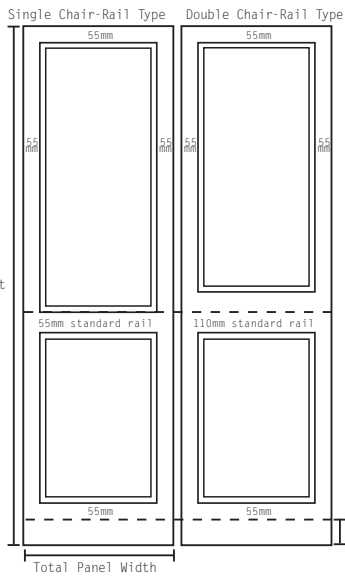
Phone: Fax:

Customer Order No: Date:

*Please note: Alterations and cancellations must be made within 24 hours of the order being placed. Changes after this time will incur FULL CHARGE.

Type of Door

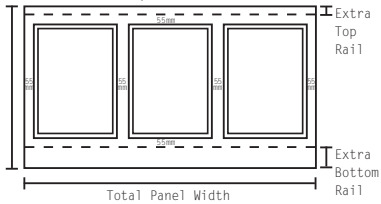
Vinyl	Raw MDF	D/Sided White	S/Sided White
Colour			Text Satin Gloss
Profile			
Centre Design			
Arch	Square	Dome	Full Dome
Sweeping Arch	Double Arch	Double Dome	Double Sweeping Arch



Pantry Doors

Qty	Height	Width	Lower Shield Ht	Chair Rail		Xtra Btm Rail	Square				
				Sgl	Db1		L	R	T	B	

Triple Panel

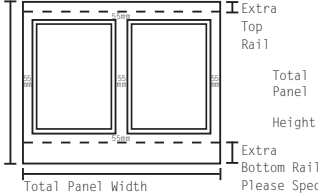


Max. Width 1200mm for vertical wood grain

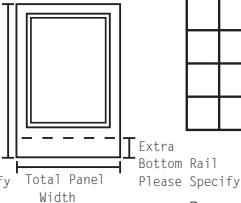
Island Backs

Qty	Height	Width	Lower Shield Ht	Chair Rail		Xtra Btm Rail	Square				
				Sgl	Db1		L	R	T	B	

Double Panel



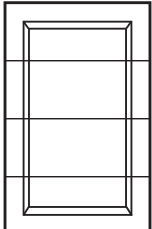
Single Panel



Drawers

Qty	Height	Width	Type Ind/Bnk	Drawer Heights		Square				
						L	R	T	B	

Drawer Bank



Individual 1/2 Rail Between

