

# Doors

19 Cooper Street  
 Campbellfield Vic 3061  
 ABN:45 147 814 891  
 Tel: (03) 9303 7224  
 Fax: (03) 9303 7746  
 Email: doors@designerform.com.au  
 www.designerform.com.au

## DESIGNERFORM

Quote       Order

Customer: .....

Address: .....

Phone: ..... Fax: .....

Customer Order No: ..... Date: .....

### Type of Door

Vinyl	Raw MDF	D/Sided White	S/Sided White
Colour			Text    Satin    Gloss
Profile			
Centre Design			
Arch	Square	Dome	Full Dome
Sweeping Arch	Double Arch	Double Dome	Double Sweeping Arch

\*Please note: Alterations and cancellations must be made within 24 hours of the order being placed. Changes after this time will incur FULL CHARGE.


#	Qty.	Height	Width	Square Edges				Additional Information (eg. Frame, Colonial Frame, Capping Mould)
				L	R	T	B	
1								
2								
3								
4								
5								
6								
7								
8								
9								
10								
11								
12								
13								
14								
15								
16								
17								
18								
19								
20								
21								
22								
ANY SPECIAL ORDERS / PANELS WITH RETURNS / DOUBLE SIDED PANELS OR LARGE SIZES								
1								
2								
3								
4								



I understand that additional charges may apply if orders are cancelled or modified upon submitting order.

Authorised by: .....

Proceed with work?     Yes     No      Date required: .....



# Doors

19 Cooper Street  
 Campbellfield Vic 3061  
 ABN:45 147 814 891  
 Tel: (03) 9303 7224  
 Fax: (03) 9303 7746  
 Email: doors@designerform.com.au  
 www.designerform.com.au

## DESIGNERFORM

Quote       Order

Customer: .....

Address: .....

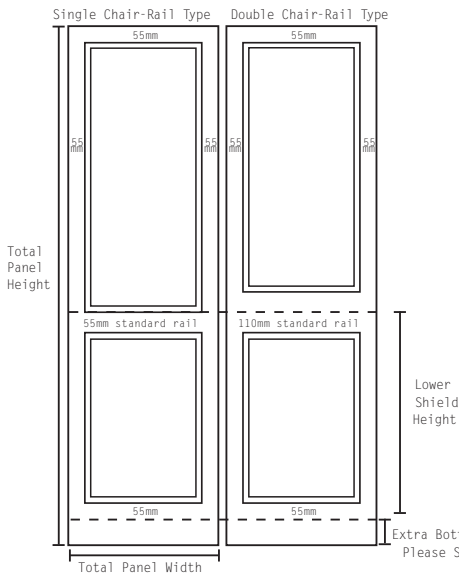
Phone: ..... Fax: .....

Customer Order No: ..... Date: .....

\*Please note: Alterations and cancellations must be made within 24 hours of the order being placed. Changes after this time will incur FULL CHARGE.

### Type of Door

Vinyl	Raw MDF	D/Sided White	S/Sided White
Colour			Text    Satin    Gloss
Profile			
Centre Design			
Arch	Square	Dome	Full Dome
Sweeping Arch	Double Arch	Double Dome	Double Sweeping Arch



### Pantry Doors

Qty	Height	Width	Lower Shield Ht	Chair Rail Sgl Dbl	Xtra Btm Rail	Square L R T B

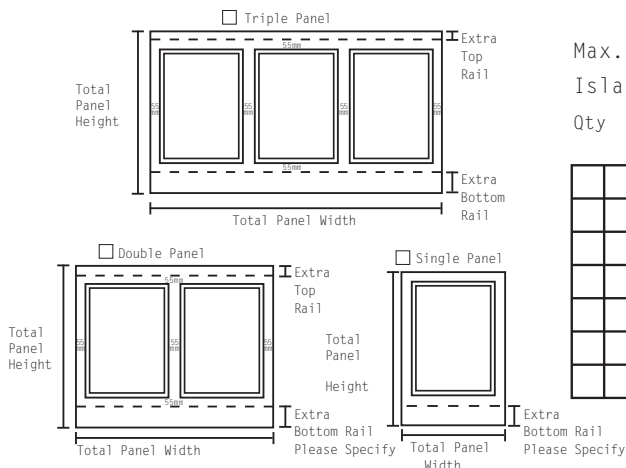
### Recess Rails

	U	L
<input type="checkbox"/> 60mm x 25mm	<input type="checkbox"/>	<input type="checkbox"/>
<input type="checkbox"/> 60mm x 18mm	<input type="checkbox"/>	<input type="checkbox"/>

Max. Width 1200mm for vertical wood grain

### Island Backs

Qty	Height	Width	Lower Shield Ht	Chair Rail Sgl Dbl	Xtra Btm Rail	Square L R T B



### Drawers

Qty	Height	Width	Type Ind/Bnk	Drawer Heights	Square L R T B

